



ASBK.COM.AU f t i y

# Winton Motor Raceway : OFFICIAL TEST : April 11 & 12

## SUPERSPORT 300 / YAMAHA R3 CUP

### Wednesday Practice 2

Date: 12/04/17  
 Event: P16  
 Weather: Sunny - 18.4C  
 Track: Dry - 34.5C

Started at: 10:50:06  
 Laps: 30 Min  
 Starters: 13  
 Printed at: 11:24

### CLASSIFICATION

Pos	No	Name	Class	Machine	Fastest Lap	On Lap	Behind Prev	Behind Leader	Top Speed
1	93	Drew SELLS (VIC) / Race Center / Peter Stevens Motorcycles / Oilee Racing / Rubick	U300	Kawasaki Ninja 300	1:33.207	9 of 17			155
2	41	Max CROKER (NSW) / KTM Australia / Nolan / Ron Angel Classic Racing / Gold n Tint Signage	O300	KTM RC 390	1:33.597	9 of 16	.390	.390	163
3	39	Scott NICHOLSON (VIC) / G. Williams Motorcycle Engineering / Traction Control Suspension	U300	Kawasaki Ninja 300	1:33.861	10 of 16	.264	.654	159
4	86	Oliver BAYLISS (QLD)	U300	Kawasaki Ninja 300	1:34.311	5 of 13	.450	1.104	160
5	33	Reid BATTYE (NSW) / DB Racing / IPONE / Ficeda Accessories / Shark Helmets / Falco / IXON	U300	Kawasaki Ninja 300	1:34.767	13 of 17	.456	1.560	160
6	333	Yannis SHAW (NSW) / BCperformance Junior Team / LandscapeSupplies.com.au / Ipone	U300	Kawasaki Ninja 300	1:35.107	16 of 16	.340	1.900	158
7	152	Dan THOMAS (NSW) / LTR / Inglis Racing / Marriott Smash Repair / Super Moto Armidale	O300	Yamaha R3 321	1:36.242	15 of 15	1.135	3.035	155
8	42	Jack PASSFIELD (NSW) / Stay Upright / GASD Suspension / D Moto / Valley Fitness / Link Int.	O300	Yamaha R3 321	1:36.796	6 of 16	.554	3.589	155
9	34	Boyd HOCKING (VIC) / DPH Motorsport Yamaha	O300	Yamaha R3 321	1:39.114	6 of 15	2.318	5.907	154
10	57	Seth CRUMP	O300	KTM RC 390	1:39.390	11 of 14	.276	6.183	159
11	337	Gregory FARRELL (NSW) / BCperformance / Landscapesupplies.com.au	U300	Kawasaki Ninja 300	1:41.565	5 of 14	2.175	8.358	153
12	31	Chris DOBIE (NSW) / AMCN / Pirelli / YMF / Fred Gassit Yukkam	O300	Yamaha R3 321	1:43.215	9 of 16	1.650	10.008	147
13	70	Troy RYAN	O300	Yamaha R3 321	1:47.527	14 of 14	4.312	14.320	155

New best lap for SS300 class - Previous: 1:33.874 by Drew SELLS (VIC) on a Kawasaki Ninja 300 set on 12/04/17



*Scott Laing*  
 Chief Time Keeper - Scott Laing

Clerk of Course - Simon Maas

Computime Race Timing Systems Pty Ltd © 1996  
 Licensed to Computime Race Timing Systems

[www.computime.com.au](http://www.computime.com.au)

COMPUTIME RACE TIMING SYSTEMS PTY LTD





ASBK.COM.AU f t i y

# Winton Motor Raceway : OFFICIAL TEST : April 11 & 12

## SUPERSPORT 300 / YAMAHA R3 CUP

### Wednesday Practice 2

Date: 12/04/17  
 Event: P16  
 Weather: Sunny - 18.4C  
 Track: Dry - 34.5C



Started at: 10:50:06  
 Laps: 30 Min  
 Starters: 13  
 Printed at: 11:24

### LAP TIMES

No	Name	Lap 1	Lap 2	Lap 3	Lap 4	Lap 5	Lap 6	Lap 7	Lap 8	Lap 9	Lap 10
31	Chris DOBIE (NSW)	1:54.818	1:46.979	1:47.725	1:49.007	1:52.740	1:44.152	1:44.097	1:43.912	<b>1:43.215</b>	1:44.285
10		1:43.995	1:43.517	1:45.292	1:44.341	1:43.976	1:44.477				
33	Reid BATTYE (NSW)	1:52.470	1:37.384	1:36.749	1:36.655	1:35.464	1:37.158	1:35.555	1:34.958	1:43.040	1:35.741
10		1:36.079	1:35.520	<b>1:34.767</b>	1:34.860	1:35.084	1:48.170	1:35.431			
34	Boyd HOCKING (VIC)	1:45.633	1:39.736	1:39.814	1:42.221	1:40.544	<b>1:39.114</b>	6:23.586	1:53.595	1:40.935	1:40.483
10		1:40.803	1:41.088	1:40.752	1:41.213	1:40.571					
39	Scott NICHOLSON (VIC)	1:40.828	1:35.778	1:35.468	1:34.574	1:34.593	1:35.477	1:34.374	1:34.377	1:34.480	<b>1:33.861</b>
10		4:09.760	1:37.120	1:35.528	1:45.697	2:46.175	1:38.890				
41	Max CROKER (NSW)	1:59.486	1:37.940	1:35.520	1:35.800	1:34.570	1:38.906	1:33.607	1:33.994	<b>1:33.597</b>	3:29.543
10		1:54.281	1:35.307	1:34.634	1:34.241	1:34.363	1:38.594				
42	Jack PASSFIELD (NSW)	1:45.044	1:38.277	1:37.577	1:37.432	1:39.392	<b>1:36.796</b>	2:36.026	1:45.367	1:38.156	1:38.724
10		1:38.261	1:38.043	1:37.682	1:38.329	1:38.335	1:38.023				
57	Seth CRUMP	2:02.415	1:41.430	1:40.308	1:41.672	1:40.222	1:40.548	3:57.207	1:52.612	1:39.494	1:41.078
10		<b>1:39.390</b>	3:58.469	1:50.966	1:40.207						
70	Troy RYAN	1:58.353	1:54.331	1:51.367	1:48.953	1:48.117	1:48.840	1:49.239	1:48.155	2:51.638	2:01.855
10		1:49.101	1:48.172	1:47.606	<b>1:47.527</b>						
86	Oliver BAYLISS (QLD)	1:43.495	1:35.653	1:34.429	1:35.301	<b>1:34.311</b>	2:30.724	1:46.409	1:38.296	3:10.864	1:44.026
10		1:36.237	1:35.586	1:35.831							
93	Drew SELLS (VIC)	1:48.136	1:45.861	1:34.569	1:34.078	1:56.262	1:39.158	1:38.254	1:33.975	<b>1:33.207</b>	1:36.720
10		2:53.984	1:45.501	1:33.591	1:34.448	1:33.666	1:35.440	1:33.671			
152	Dan THOMAS (NSW)	1:45.295	1:40.013	1:38.859	1:37.742	1:38.531	1:37.791	1:36.720	3:00.041	1:43.703	1:37.010
10		1:36.909	1:55.731	1:37.329	1:38.073	<b>1:36.242</b>					
333	Yannis SHAW (NSW)	1:51.043	1:38.913	1:37.067	1:36.431	1:36.898	1:35.594	1:36.086	1:36.606	1:39.694	1:39.414
10		1:35.845	1:35.676	1:35.576	1:36.420	1:35.144	<b>1:35.107</b>				
337	Gregory FARRELL (NSW)	1:59.454	1:43.267	1:44.497	1:41.751	<b>1:41.565</b>	1:42.812	1:41.991	1:44.835	1:42.352	1:42.478
10		1:42.211	1:42.056	1:43.588	1:43.851						

*Scott Laing*  
 Chief Time Keeper - Scott Laing

Clerk of Course - Simon Maas



Computime Race Timing Systems Pty Ltd © 1996  
 Licensed to Computime Race Timing Systems

[www.computime.com.au](http://www.computime.com.au)

COMPUTIME RACE TIMING SYSTEMS PTY LTD



ASBK.COM.AU f t i y

# Winton Motor Raceway : OFFICIAL TEST : April 11 & 12

## SUPERSPORT 300 / YAMAHA R3 CUP

### Wednesday Practice 2

Date: 12/04/17  
 Event: P16  
 Weather: Sunny - 18.4C  
 Track: Dry - 34.5C


Started at: 10:50:06  
 Laps: 30 Min  
 Starters: 13  
 Printed at: 11:24

### SPLIT TIMES

Lap	Split 1	Split 2	Split 3	Split 4	Lap Time	Spd	Lap	Split 1	Split 2	Split 3	Split 4	Lap Time	Spd
<b>31 Chris DOBIE (NSW) (12th)</b>							6	<b>14.044</b>	16.735	<b>34.736</b>	33.599	<b>1:39.114</b>	153
1	19.405	19.680	38.625	37.108	1:54.818 P		7	14.263	19.748	41.661	5:07.914	6:23.586	154
2	15.522	18.577	36.979	35.901	1:46.979	140	8	24.294	17.913	36.835	34.553	1:53.595 P	
3	14.835	18.023	38.033	36.834	1:47.725	144	9	14.362	17.081	35.302	34.190	1:40.935	150
4	15.063	19.076	38.765	36.103	1:49.007	145	10	14.280	16.739	35.382	34.082	1:40.483	150
5	14.962	23.285	39.019	35.474	1:52.740	147	11	14.266	17.015	35.718	33.804	1:40.803	150
6	<b>14.479</b>	17.826	35.839	36.008	1:44.152	146	12	14.242	16.777	36.107	33.962	1:41.088	154
7	15.071	17.925	35.953	35.148	1:44.097	145	13	14.276	17.007	35.771	33.698	1:40.752	150
8	14.538	18.131	36.177	35.066	1:43.912	145	14	14.370	16.969	35.698	34.176	1:41.213	149
9	14.717	17.927	<b>35.557</b>	35.014	<b>1:43.215</b>	145	15	14.252	16.850	35.640	33.829	1:40.571	149
10	14.536	17.756	36.742	35.251	1:44.285	143	<b>39 Scott NICHOLSON (VIC) (3rd)</b>						
11	14.714	18.068	36.139	35.074	1:43.995	143	1	16.769	16.724	34.173	33.162	1:40.828 P	
12	14.713	17.851	35.903	35.050	1:43.517	143	2	13.824	16.080	33.008	32.866	1:35.778	154
13	14.887	17.727	36.701	35.977	1:45.292	142	3	13.459	16.027	33.293	32.689	1:35.468	156
14	15.076	18.145	36.134	<b>34.986</b>	1:44.341	144	4	13.362	15.842	32.916	32.454	1:34.574	154
15	14.523	<b>17.644</b>	35.806	36.003	1:43.976	142	5	13.704	15.880	32.716	32.293	1:34.593	156
16	15.028	18.020	35.946	35.483	1:44.477	141	6	13.741	15.870	32.953	32.913	1:35.477	157
<b>33 Reid BATTYE (NSW) (5th)</b>							7	13.389	15.840	<b>32.643</b>	32.502	1:34.374	157
1	23.096	18.203	37.177	33.994	1:52.470 P		8	13.318	15.863	32.651	32.545	1:34.377	155
2	13.458	16.580	34.351	32.995	1:37.384	156	9	13.456	15.712	32.234	<b>32.078</b>	1:34.480	153
3	13.138	16.177	33.717	33.717	1:36.749	157	10	<b>13.271</b>	<b>15.588</b>	32.848	32.154	<b>1:33.861</b>	157
4	13.164	16.026	34.828	32.637	1:36.655	159	11	13.703	16.179	33.705	3:06.173	4:09.760	155
5	13.403	16.093	33.641	32.327	1:35.464	160	12	15.536	15.926	33.157	32.501	1:37.120 P	
6	<b>13.118</b>	16.404	34.771	32.865	1:37.158	159	13	13.441	15.924	33.154	33.009	1:35.528	159
7	13.235	16.073	33.547	32.700	1:35.555	157	14	13.803	15.832	42.955	33.107	1:45.697	152
8	13.128	16.129	33.486	<b>32.215</b>	1:34.958	157	15	13.681	16.326	33.602	1:42.566	2:46.175	151
9	14.177	18.789	36.727	33.347	1:43.040	157	16	16.519	16.164	33.317	32.890	1:38.890 P	
10	13.179	16.114	33.751	32.697	1:35.741	156	<b>41 Max CROKER (NSW) (2nd)</b>						
11	13.256	16.149	33.819	32.855	1:36.079	156	1	29.232	19.120	37.244	33.890	1:59.486 P	
12	13.287	16.322	33.380	32.531	1:35.520	156	2	13.868	16.579	34.469	33.024	1:37.940	156
13	13.195	<b>15.943</b>	<b>33.310</b>	32.319	<b>1:34.767</b>	157	3	13.396	16.009	33.364	32.751	1:35.520	160
14	13.165	15.947	33.418	32.330	1:34.860	156	4	13.133	16.093	33.170	33.404	1:35.800	160
15	13.197	15.947	33.351	32.589	1:35.084	155	5	13.123	16.058	33.101	32.288	1:34.570	161
16	14.244	18.235	39.977	35.714	1:48.170	154	6	13.072	16.114	36.056	33.664	1:38.906	161
17	13.368	16.147	33.444	32.472	1:35.431	154	7	<b>13.034</b>	<b>15.873</b>	32.760	31.940	1:33.607	162
<b>34 Boyd HOCKING (VIC) (9th)</b>							8	13.080	15.947	33.043	31.924	1:33.994	163
1	18.359	17.467	35.794	34.013	1:45.633 P		9	13.067	16.061	<b>32.732</b>	<b>31.737</b>	<b>1:33.597</b>	159
2	14.213	16.892	35.046	<b>33.585</b>	1:39.736	151	10	14.380	17.447	37.655	2:20.061	3:29.543	159
3	14.118	<b>16.642</b>	35.181	33.873	1:39.814	152	11	24.125	20.592	36.881	32.683	1:54.281 P	
4	14.107	16.769	37.090	34.255	1:42.221	153	12	13.440	16.107	33.456	32.304	1:35.307	159
5	14.163	16.900	35.471	34.010	1:40.544	153	13	13.299	15.961	33.196	32.178	1:34.634	159

*Scott Laing*  
 Chief Time Keeper - Scott Laing

Clerk of Course - Simon Maas



Computime Race Timing Systems Pty Ltd © 1996  
 Licensed to Computime Race Timing Systems

[www.computime.com.au](http://www.computime.com.au)

COMPUTIME RACE TIMING SYSTEMS PTY LTD



ASBK.COM.AU f t i y

# Winton Motor Raceway : OFFICIAL TEST : April 11 & 12

## SUPERSPORT 300 / YAMAHA R3 CUP

### Wednesday Practice 2

Date: 12/04/17  
 Event: P16  
 Weather: Sunny - 18.4C  
 Track: Dry - 34.5C



Started at: 10:50:06  
 Laps: 30 Min  
 Starters: 13  
 Printed at: 11:24

### SPLIT TIMES

Lap	Split 1	Split 2	Split 3	Split 4	Lap Time	Spd	Lap	Split 1	Split 2	Split 3	Split 4	Lap Time	Spd
14	13.229	15.959	33.035	32.018	1:34.241	159	5	15.295	<b>18.030</b>	38.315	36.477	1:48.117	155
15	13.105	16.127	33.201	31.930	1:34.363	159	6	15.437	18.699	38.486	36.218	1:48.840	151
16	13.185	17.788	35.308	32.313	1:38.594	157	7	15.444	18.894	38.408	36.493	1:49.239	152
							8	15.492	18.657	38.165	35.841	1:48.155	151
							9	<b>15.109</b>	18.406	38.014	1:40.109	2:51.638	153
<b>42 Jack PASSFIELD (NSW) (8th)</b>							10	23.923	19.739	41.022	37.171	2:01.855 P	
1	18.960	17.400	35.063	33.621	1:45.044 P		11	15.606	18.815	38.440	36.240	1:49.101	151
2	13.905	16.419	34.337	33.616	1:38.277	152	12	15.516	18.573	38.085	35.998	1:48.172	151
3	13.965	<b>16.323</b>	34.014	33.275	1:37.577	151	13	15.136	19.021	<b>37.675</b>	<b>35.774</b>	1:47.606	155
4	13.875	16.446	33.823	33.288	1:37.432	152	14	15.232	18.433	37.904	35.958	<b>1:47.527</b>	151
5	13.785	18.509	33.779	33.319	1:39.392	154							
6	13.708	16.398	<b>33.613</b>	<b>33.077</b>	<b>1:36.796</b>	153							
7	<b>13.657</b>	16.422	33.880	1:32.067	2:36.026	152	<b>86 Oliver BAYLISS (QLD) (4th)</b>						
8	18.504	17.603	35.353	33.907	1:45.367 P		1	18.020	17.368	34.899	33.208	1:43.495 P	
9	13.950	16.648	34.262	33.296	1:38.156	152	2	13.628	16.173	33.244	32.608	1:35.653	158
10	13.882	17.003	34.392	33.447	1:38.724	152	3	13.341	15.708	33.228	<b>32.152</b>	1:34.429	159
11	13.857	16.521	34.516	33.367	1:38.261	151	4	<b>13.180</b>	<b>15.633</b>	33.728	32.760	1:35.301	160
12	13.924	16.618	34.048	33.453	1:38.043	151	5	13.268	15.839	<b>32.886</b>	32.318	<b>1:34.311</b>	159
13	13.699	16.417	34.075	33.491	1:37.682	152	6	<b>13.180</b>	15.989	33.765	1:27.790	2:30.724	159
14	13.813	16.502	34.609	33.405	1:38.329	155	7	20.241	17.274	35.001	33.893	1:46.409 P	
15	13.859	16.547	34.170	33.759	1:38.335	151	8	13.735	16.364	34.832	33.365	1:38.296	154
16	13.917	16.638	34.104	33.364	1:38.023	149	9	13.685	16.179	33.452	2:07.548	3:10.864	154
							10	20.722	16.584	33.448	33.272	1:44.026 P	
<b>57 Seth CRUMP (10th)</b>							11	13.662	16.107	33.145	33.323	1:36.237	152
1	28.650	20.563	38.619	34.583	2:02.415 P		12	13.615	16.025	33.421	32.525	1:35.586	153
2	14.421	17.410	35.708	33.891	1:41.430	158	13	13.633	16.233	33.040	32.925	1:35.831	153
3	14.295	17.207	35.180	33.626	1:40.308	158							
4	14.122	17.110	35.492	34.948	1:41.672	159	<b>93 Drew SELLS (VIC) (1st)</b>						
5	14.156	17.043	35.349	33.674	1:40.222	157	1	18.719	19.236	36.275	33.906	1:48.136 P	
6	14.109	16.936	35.315	34.188	1:40.548	158	2	13.881	18.189	40.663	33.128	1:45.861	153
7	<b>14.067</b>	16.910	<b>34.856</b>	2:51.374	3:57.207	158	3	13.373	15.689	32.796	32.711	1:34.569	154
8	24.690	18.354	35.792	33.776	1:52.612 P		4	13.256	15.558	32.569	32.695	1:34.078	154
9	14.140	16.849	35.092	33.413	1:39.494	157	5	13.330	15.371	33.369	54.192	1:56.262	153
10	14.101	16.963	36.319	33.695	1:41.078	157	6	17.325	16.044	33.004	32.785	1:39.158 P	
11	14.140	16.900	35.283	<b>33.067</b>	<b>1:39.390</b>	157	7	13.322	15.564	32.524	36.844	1:38.254	155
12	14.096	<b>16.741</b>	39.202	2:48.430	3:58.469	157	8	13.302	15.556	32.779	32.338	1:33.975	153
13	21.723	18.261	37.507	33.475	1:50.966 P		9	<b>13.218</b>	<b>15.339</b>	<b>32.423</b>	<b>32.227</b>	<b>1:33.207</b>	154
14	14.165	16.950	35.139	33.953	1:40.207	156	10	13.730	15.916	33.978	33.096	1:36.720	155
							11	13.292	15.490	34.722	1:50.480	2:53.984	153
<b>70 Troy RYAN (13th)</b>							12	20.542	18.839	33.651	32.469	1:45.501 P	
1	19.986	19.709	40.717	37.941	1:58.353 P		13	13.309	15.388	32.554	32.340	1:33.591	153
2	16.204	19.617	40.824	37.686	1:54.331	150	14	13.335	15.441	33.277	32.395	1:34.448	154
3	15.739	19.288	39.436	36.904	1:51.367	150	15	13.280	15.425	32.650	32.311	1:33.666	153
4	15.389	18.848	38.336	36.380	1:48.953	152	16	13.349	15.486	32.981	33.624	1:35.440	151

*Scott Laing*  
 Chief Time Keeper - Scott Laing

Clerk of Course - Simon Maas



Computime Race Timing Systems Pty Ltd © 1996  
 Licensed to Computime Race Timing Systems

[www.computime.com.au](http://www.computime.com.au)

COMPUTIME RACE TIMING SYSTEMS PTY LTD



ASBK.COM.AU f t i y

# Winton Motor Raceway : OFFICIAL TEST : April 11 & 12

## SUPERSPORT 300 / YAMAHA R3 CUP

### Wednesday Practice 2

Date: 12/04/17  
 Event: P16  
 Weather: Sunny - 18.4C  
 Track: Dry - 34.5C

Started at: 10:50:06  
 Laps: 30 Min  
 Starters: 13  
 Printed at: 11:24

### SPLIT TIMES

Lap	Split 1	Split 2	Split 3	Split 4	Lap Time	Spd	Lap	Split 1	Split 2	Split 3	Split 4	Lap Time	Spd
17	13.361	15.443	32.429	32.438	1:33.671	151	8	13.270	16.302	34.100	32.934	1:36.606	156
<b>152 Dan THOMAS (NSW) (7th)</b>							9	13.308	16.433	34.652	35.301	1:39.694	157
1	18.059	17.277	35.356	34.603	1:45.295 P		10	13.499	16.257	36.354	33.304	1:39.414	155
2	14.560	17.067	34.531	33.855	1:40.013	148	11	13.396	16.108	33.643	32.698	1:35.845	153
3	14.154	16.700	34.263	33.742	1:38.859	150	12	13.254	16.279	33.606	<b>32.537</b>	1:35.676	154
4	13.847	16.625	33.936	33.334	1:37.742	151	13	13.670	16.074	33.291	32.541	1:35.576	157
5	13.877	16.535	34.102	34.017	1:38.531	151	14	13.812	16.275	33.203	33.130	1:36.420	156
6	13.720	16.294	34.011	33.766	1:37.791	155	15	<b>13.242</b>	16.089	33.196	32.617	1:35.144	158
7	13.683	16.359	33.798	<b>32.880</b>	1:36.720	151	16	13.283	<b>16.040</b>	<b>33.110</b>	32.674	<b>1:35.107</b>	151
8	16.106	21.680	41.388	1:40.867	3:00.041	152	<b>337 Gregory FARRELL (NSW) (11th)</b>						
9	19.329	17.424	33.625	33.325	1:43.703 P		1	27.460	19.647	37.225	35.122	1:59.454 P	
10	13.682	16.218	34.090	33.020	1:37.010	151	2	14.445	17.513	36.204	35.105	1:43.267	151
11	13.862	16.292	33.701	33.054	1:36.909	150	3	14.615	17.210	37.757	34.915	1:44.497	152
12	15.528	22.471	44.389	33.343	1:55.731	151	4	14.564	<b>17.010</b>	<b>35.856</b>	34.321	1:41.751	153
13	13.911	16.230	34.077	33.111	1:37.329	151	5	<b>14.128</b>	17.013	36.092	34.332	<b>1:41.565</b>	153
14	13.918	16.727	34.486	32.942	1:38.073	152	6	14.269	17.110	37.149	34.284	1:42.812	151
15	<b>13.614</b>	<b>16.103</b>	<b>33.555</b>	32.970	<b>1:36.242</b>	149	7	14.282	17.209	35.927	34.573	1:41.991	151
<b>333 Yannis SHAW (NSW) (6th)</b>							8	14.414	18.473	37.052	34.896	1:44.835	151
1	18.048	20.053	38.923	34.019	1:51.043 P		9	14.392	17.191	36.334	34.435	1:42.352	148
2	13.829	16.985	34.845	33.254	1:38.913	153	10	14.273	17.154	36.754	34.297	1:42.478	151
3	13.673	16.612	33.957	32.825	1:37.067	154	11	14.384	17.323	36.224	34.280	1:42.211	147
4	13.603	16.482	33.548	32.798	1:36.431	154	12	14.323	17.406	36.117	<b>34.210</b>	1:42.056	150
5	13.589	16.537	33.879	32.893	1:36.898	149	13	14.455	17.441	36.262	35.430	1:43.588	151
6	13.323	16.272	33.413	32.586	1:35.594	155	14	15.381	18.024	36.178	34.268	1:43.851	148
7	13.413	16.370	33.464	32.839	1:36.086	155							



*Scott Laing*  
 Chief Time Keeper - Scott Laing

Clerk of Course - Simon Maas

Computime Race Timing Systems Pty Ltd © 1996  
 Licensed to Computime Race Timing Systems

[www.computime.com.au](http://www.computime.com.au)

COMPUTIME RACE TIMING SYSTEMS PTY LTD





ASBK.COM.AU f t i y

# Winton Motor Raceway : OFFICIAL TEST : April 11 & 12

## SUPERSPORT 300 / YAMAHA R3 CUP

### Wednesday Practice 2

Date: 12/04/17  
 Event: P16  
 Weather: Sunny - 18.4C  
 Track: Dry - 34.5C



Started at: 10:50:06  
 Laps: 30 Min  
 Starters: 13  
 Printed at: 11:24

### FASTEST LAPS SEQUENCE

Race Time	No	Name	Machine	Fastest Lap	On Lap
2:22.590	86	Oliver BAYLISS (QLD)	Kawasaki Ninja 300	1:43.495	1
2:44.836	39	Scott NICHOLSON (VIC)	Kawasaki Ninja 300	1:40.828	1
3:58.243	86	Oliver BAYLISS (QLD)	Kawasaki Ninja 300	1:35.653	2
5:32.672	86	Oliver BAYLISS (QLD)	Kawasaki Ninja 300	1:34.429	3
8:15.333	93	Drew SELLS (VIC)	Kawasaki Ninja 300	1:34.078	4
13:49.484	41	Max CROKER (NSW)	KTM RC 390	1:33.607	7
16:36.189	93	Drew SELLS (VIC)	Kawasaki Ninja 300	1:33.207	9

*Spott Laing*  
 Chief Time Keeper - Spott Laing

.....  
 Clerk of Course - Simon Maas



Computime Race Timing Systems Pty Ltd © 1996  
 Licensed to Computime Race Timing Systems

[www.computime.com.au](http://www.computime.com.au)

COMPUTIME RACE TIMING SYSTEMS PTY LTD



ASBK.COM.AU f t i y

# Winton Motor Raceway : OFFICIAL TEST : April 11 & 12

## SUPERSPORT 300 / YAMAHA R3 CUP

### Wednesday Practice 2

Date: 12/04/17  
 Event: P16  
 Weather: Sunny - 18.4C  
 Track: Dry - 34.5C


Started at: 10:50:06  
 Laps: 30 Min  
 Starters: 13  
 Printed at: 11:24

### BEST PARTIAL TIMES

Pos	Split 1		Split 2		Split 3		Split 4		LAP		Ideal	Fastest
	Name	Time	Name	Time	Name	Time	Name	Time	Name	Time		
1	M. CROKER	13.034	D. SELLS	15.339	D. SELLS	32.423	M. CROKER	31.737	D. SELLS	1:33.207	1:33.207	
2	R. BATTYE	13.118	S. NICHOLSO	15.588	S. NICHOLSO	32.643	S. NICHOLSO	32.078	M. CROKER	1:33.376	1:33.597	
3	O. BAYLISS	13.180	O. BAYLISS	15.633	M. CROKER	32.732	O. BAYLISS	32.152	S. NICHOLSO	1:33.580	1:33.861	
4	D. SELLS	13.218	M. CROKER	15.873	O. BAYLISS	32.886	R. BATTYE	32.215	O. BAYLISS	1:33.851	1:34.311	
5	Y. SHAW	13.242	R. BATTYE	15.943	Y. SHAW	33.110	D. SELLS	32.227	R. BATTYE	1:34.586	1:34.767	
6	S. NICHOLSO	13.271	Y. SHAW	16.040	R. BATTYE	33.310	Y. SHAW	32.537	Y. SHAW	1:34.929	1:35.107	
7	D. THOMAS	13.614	D. THOMAS	16.103	D. THOMAS	33.555	D. THOMAS	32.880	D. THOMAS	1:36.152	1:36.242	
8	J. PASSFIELD	13.657	J. PASSFIELD	16.323	J. PASSFIELD	33.613	S. CRUMP	33.067	J. PASSFIELD	1:36.670	1:36.796	
9	B. HOCKING	14.044	B. HOCKING	16.642	B. HOCKING	34.736	J. PASSFIELD	33.077	S. CRUMP	1:38.731	1:39.390	
10	S. CRUMP	14.067	S. CRUMP	16.741	S. CRUMP	34.856	B. HOCKING	33.585	B. HOCKING	1:39.007	1:39.114	
11	G. FARRELL	14.128	G. FARRELL	17.010	C. DOBIE	35.557	G. FARRELL	34.210	G. FARRELL	1:41.204	1:41.565	
12	C. DOBIE	14.479	C. DOBIE	17.644	G. FARRELL	35.856	C. DOBIE	34.986	C. DOBIE	1:42.666	1:43.215	
13	T. RYAN	15.109	T. RYAN	18.030	T. RYAN	37.675	T. RYAN	35.774	T. RYAN	1:46.588	1:47.527	

*Scott Laing*  
 Chief Time Keeper - Scott Laing

Clerk of Course - Simon Maas



Computime Race Timing Systems Pty Ltd © 1996  
 Licensed to Computime Race Timing Systems

[www.computime.com.au](http://www.computime.com.au)

COMPUTIME RACE TIMING SYSTEMS PTY LTD